



Candidate Information

Candidate : Sample Candidate

Email : candidate_email@mail.com

Assessment Profile:

Project Name: Clerk- General Entry Level

Completion Date: 11-16-2018

Disclaimer :

Information enclosed on these pages is confidential in nature and is intended only for the person(s) to whom it pertains or other authorized individuals. You must not rely on the information in the report as an alternative to certain advice from an appropriately qualified professional. If you have any specific questions about any specific matter you should consult an appropriately qualified professional.

General Entry Level - All Industries 7.0

Instructions

This report is confidential and its contents are intended to assist in the prediction of an applicant's work behavior. If you would like more information about this interpretive report or other products that SHL offers, please contact your account representative.

Overall Score



Percentile

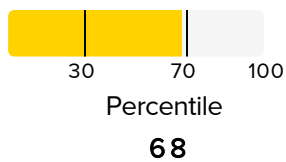
85

Recommended

Details

Achievement

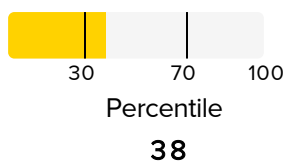
This component measures the tendency to set and accomplish challenging goals, while persisting in the face of significant obstacles. This trait is characterized by: working hard; taking satisfaction and pride in producing high-quality work; and being competitive.



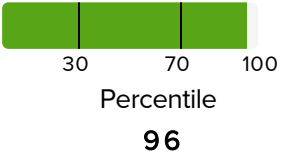
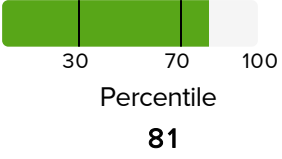
The candidate is likely to accept moderately challenging goals, but is less likely to take on aggressive projects without specific prodding. The candidate may persist for a time in working through obstacles, but may tend to give up in the face of significant challenges. The candidate shows an average level of competitiveness and a moderate intensity in his/her work.

Professional Potential

This is a measure of the tendency to have potential for professional success across industry type and functional area. This is characterized by scores that are derived from responses to questions regarding academic and social background, and aspirations concerning work.



The candidate's response profile concerning past achievements, social orientation, and work orientation is moderately similar to the profiles of highly effective professionals. The moderate match between the profiles suggests that the candidate is somewhat likely to be successful in a professional position.

<p>Responsibility</p>	<p>This component measures the tendency of a person's responsibility for his/her own actions and a commitment to performing assigned tasks. This trait is characterized by: reliability; proactive involvement in work; and a dedication to complete even the most mundane tasks.</p>
 <p>30 70 100 Percentile 96</p>	<p>This candidate is likely to approach work in an orderly and efficient manner. The candidate is motivated to fulfill his/her obligations and will take responsibility for his/her actions without hesitation. When working on challenging or even mundane tasks, the candidate will apply a consistent level of effort following a well-planned and purposeful approach to his/her work.</p>
<p>Teamwork</p>	<p>The tendency to work effectively in teams. High scorers are likely to be polite and friendly, put forth effort to help others, stay calm in tense situations, communicate openly and directly with other team members, and display a willingness to help others.</p>
 <p>30 70 100 Percentile 81</p>	<p>The candidate is very likely to be successful working in a team. The candidate values cultivating working relationships and group cohesion. The candidate has a strong desire to do what is right for a group or organization and will consistently be polite, helpful and cooperative with others, even in difficult interpersonal situations. He/she is likely to communicate well with team members and look for opportunities to assist others.</p>